











2014 RS:X Youth World Windsurfing Championships










2014 Clearwater RS:X U17 Windsurfing Championships


Results are final as of 14:29 on October 25, 2014

Women Fleet

Sailed: 13, Discards: 2, To count: 11, Entries: 28, Scoring system: Appendix A

Rank	Nat	Sail No	Helm	Fleet	Division	Total	Nett	Race 1	Race 2	Race 3	Race 4	Race 5	Race 6	Race 7	Race 8	Race 9	Race 10	Race 11	Race 12	Race 13 + Medal
1st	 GBR	GBR 961	Emma WILSON	Women	U17	65.0	38.0	6.0	4.0	3.0	4.0	6.0	5.0	3.0	(15.0)	1.0	(12.0)	2.0	2.0	2.0 M
2nd	 FRA	FRA 24	Berenice MEGE	Women		91.0	50.0	(12.0)	(29.0 OCS)	2.0	9.0	1.0	1.0	2.0	1.0	3.0	6.0	7.0	8.0	10.0 M
3rd	 ITA	ITA 157	Marta MAGGETTI	Women		78.0	54.0	(15.0)	5.0	6.0	1.0	2.0	4.0	1.0	3.0	(9.0)	3.0	4.0	9.0	16.0 M
4th	 HKG	HKG 3	Ma KWAN CHING	Women		78.0	58.0	7.0	1.0	1.0	7.0	3.0	3.0	7.0	2.0	2.0	5.0	(10.0)	(10.0)	20.0 M
5th	 POL	POL 287	Zuzanna CZURYLO	Women		124.0	76.0	2.0	8.0	(29.0 OCS)	6.0	5.0	2.0	6.0	4.0	4.0	18.0	(19.0)	13.0	8.0 M
6th	 GBR	GBR 561	Imogen SILLS	Women		112.0	77.0	4.0	(18.0)	(17.0)	13.0	13.0	9.0	4.0	5.0	10.0	10.0	1.0	4.0	4.0 M
7th	 NED	NED 203	Sara WENNEKES	Women		115.0	83.0	1.0	3.0	5.0	10.0	(18.0)	(14.0)	5.0	11.0	11.0	4.0	8.0	7.0	18.0 M
8th	 FRA	FRA 800	Delphine JARIEL	Women		140.0	99.0	17.0	9.0	14.0	2.0	4.0	6.0	9.0	6.0	(22.0)	2.0	16.0	(19.0)	14.0 M
9th	 ISR	ISR 9	Hadar HELLER	Women		156.0	108.0	11.0	(21.0)	10.0	19.0	15.0	11.0	8.0	(27.0)	5.0	1.0	11.0	11.0	6.0 M
10th	 ESP	ESP 12	Pilar LAMADRID TRUEBA	Women		151.0	109.0	9.0	13.0	(21.0)	3.0	17.0	16.0	14.0	7.0	(21.0)	9.0	6.0	3.0	12.0 M

11th		ITA 52	Elena VACCA	Women		152.0	111.0	(21.0)	7.0	12.0	5.0	8.0	12.0	10.0	19.0	(20.0)	7.0	14.0	12.0	5.0
12th		ISR 20	Noy DRIHAN	Women	U17	160.0	111.0	3.0	2.0	8.0	(20.0)	10.0	(29.0 DSQ)	12.0	13.0	15.0	8.0	15.0	18.0	7.0
13th		FRA 551	Maelle GUILBAUD	Women		153.0	119.0	16.0	(17.0)	9.0	15.0	9.0	13.0	11.0	14.0	13.0	(17.0)	12.0	5.0	2.0
14th		ISR 65	Shoval RAVITZKY	Women	U17	154.0	120.0	10.0	14.0	11.0	8.0	14.0	10.0	13.0	10.0	8.0	14.0	(17.0)	(17.0)	8.0
15th		ISR 3	Shahar TIBI	Women		167.0	120.0	5.0	16.0	4.0	16.0	(24.0)	20.0	(23.0)	18.0	14.0	20.0	3.0	1.0	3.0
16th		NED 11	Isis HOEKSTRA	Women		160.0	123.0	13.0	12.0	13.0	(18.0)	12.0	8.0	16.0	8.0	(19.0)	11.0	9.0	15.0	6.0
17th		ISR 7	Maya MORRIS	Women	U17	162.0	124.0	8.0	10.0	16.0	14.0	7.0	7.0	17.0	17.0	6.0	13.0	(18.0)	(20.0)	9.0
18th		POL 502	Patrycja LIS	Women		216.0	160.0	26.0	15.0	(29.0 OCS)	25.0	16.0	21.0	18.0	12.0	(27.0)	15.0	5.0	6.0	1.0
19th		NOR 103	Marie Brunvoll NUSTAD	Women		214.0	163.0	14.0	(29.0 OCS)	15.0	11.0	11.0	15.0	15.0	21.0	16.0	19.0	(22.0)	16.0	10.0
20th		NOR 89	Oda SKAUG	Women		211.0	163.0	22.0	11.0	19.0	17.0	(23.0)	19.0	19.0	9.0	(25.0)	16.0	13.0	14.0	4.0
21st		ESP 2	Blanca Carracedo Serra	Women		220.0	176.0	18.0	6.0	7.0	(22.0)	(22.0)	17.0	20.0	22.0	12.0	21.0	21.0	21.0	11.0
22nd		EST 257	Keit JORVE	Women		260.0	206.0	19.0	(29.0 OCS)	18.0	21.0	21.0	22.0	24.0	20.0	7.0	(25.0)	20.0	22.0	12.0
23rd		ESP 1	Blanca MEDINA TORRES	Women		264.0	211.0	24.0	19.0	20.0	12.0	19.0	18.0	22.0	16.0	(26.0)	22.0	25.0	(27.0)	14.0
24th		LAT 151	Ketija BIRZULE	Women	U17	291.0	238.0	20.0	23.0	22.0	23.0	20.0	23.0	(28.0)	(25.0)	23.0	24.0	23.0	24.0	13.0
25th		BRA 908	Juliana AGUIAR	Women	U17	317.0	260.0	(28.0)	24.0	(29.0 SPC5.)	28.0	28.0	27.0	25.0	24.0	17.0	23.0	24.0	23.0	17.0
26th		USA 797	Charlotte SAMSON	Women		317.0	262.0	(27.0)	22.0	26.0	27.0	25.0	24.0	26.0	(28.0)	18.0	27.0	27.0	25.0	15.0
27th		MEX	Renata	Women		318.0	262.0	25.0	20.0	23.0	24.0	27.0	26.0	21.0	26.0	(28.0)	(28.0)	28.0	26.0	16.0

	MEX	126	MILLET																	
28th	 BRA	BRA 883	Maria Carolina CRUZ	Women		331.0	273.0	23.0	(29.0 OCS)	(29.0 SCP5)	26.0	26.0	25.0	27.0	23.0	24.0	26.0	26.0	29.0 DNF	18.0

Scoring codes used

Code	Description	Points
DNF	Started but did not finish	29
DSQ	Disqualification	29
M		Varies
OCS	On course side at start or broke rule 30.1	29
SCP5	5 point discretionary penalty under SI 17.2	29
SPC5.	5 point discretionary penalty under SI 17.2 - custom edit for 4 pts so as not to exceed max racers	29

Sailwave Scoring Software 2.16.7
www.sailwave.com

<http://www.rsxclass.com/youthworlds2014/>