



T293 World Championship 2016

Torbole - Lake Garda - Italy










YOUTH BOY - Results are provisional as of 16:02 on October 29, 2016

















Contents













- [Gold Fleet](#)
- [Silver Fleet](#)

Gold Fleet













Sailed: 12, Discards: 2, To count: 10, Entries: 67, Scoring system: WCR Appendix A

Rank	Fleet	NOC	Sail No	Name	DoB	Total	Nett	Q1	Q2	Q3	Q4	Q5	Q6	F1	F2	F3	F4	F5	F6
1	Gold	 FRA	38	Tom Garandeau	2000	75.0	40.0	3.0	2.0	2.0	(21.0)	4.0	10.0	1.0	4.0	3.0	6.0	5.0	(14.0)
2	Gold	 GRE	80	Leonidas Tsortanidis	2001	90.0	59.0	6.0	5.0	1.0	2.0	(7.0)	3.0	21.0	13.0	6.0	(24.0)	1.0	1.0
3	Gold	 FRA	312	Fabien Pianazza	2001	142.0	63.0	(11.0)	1.0	4.0	5.0	8.0	1.0	6.0	3.0	(68.0 DSQ)	5.0	21.0	9.0
4	Gold	 ITA	150	Nicolo Renna	2001	107.0	72.0	(3.0)	2.0	3.0	2.0	2.0	2.0	17.0	2.0	(32.0)	12.0	18.0 RDGI	12.0
5	Gold	 FRA	17	Dussarps Matao	2000	126.0	77.0	5.0	7.0	3.0	11.0	(18.0)	4.0	7.0	10.0	1.0	2.0	(31.0)	27.0
6	Gold	 ISR	250	Bar Navri	2001	131.0	92.0	7.0	8.0	9.0	9.0	14.0	(17.0)	10.0	6.0	8.0	10.0	11.0	(22.0)
7	Gold	 ISR	323	Itai Kafri	2000	132.0	94.0	(8.0)	3.0	7.0	8.0	5.0	5.0	(30.0)	8.0	15.0	4.0	14.0	25.0

Rank	Fleet	NOC	Sail No	Name	DoB	Total	Nett	Q1	Q2	Q3	Q4	Q5	Q6	F1	F2	F3	F4	F5	F6
8	Gold	 USA	108	Geronimo Nores	2000	161.0	97.0	2.0	1.0	(10.0)	4.0	1.0	1.0	20.0	1.0	11.0	(54.0)	53.0	3.0
9	Gold	 GRE	52	Konstantinos Astrapellos	2000	146.0	100.0	1.0	12.0	11.0	(13.0)	5.0	3.0	14.0	22.0	5.0	(33.0)	20.0	7.0
10	Gold	 NOR	2120	Henrik Wetlesen Borge	2000	149.0	110.0	9.0	6.0	(10.0)	9.0	10.0	8.0	(29.0)	28.0	17.0	8.0	10.0	5.0
11	Gold	 HKG	25	Leung Pui Hei	2000	164.0	115.0	16.0	23.0	12.0	(25.0)	10.0	5.0	2.0	(24.0)	4.0	14.0	8.0	21.0
12	Gold	 ISR	293	Yahel Habet	2001	219.0	128.0	16.0	6.0	7.0	18.0	(32.0)	15.0	4.0	(59.0)	9.0	7.0	2.0	44.0
13	Gold	 NOR	141	Kristian K Wendelborg	2000	233.0	129.0	9.0	(68.0 OCS)	4.0	17.0	12.0	8.0	19.0	(36.0)	21.0	15.0	16.0	8.0
14	Gold	 ISR	920	Tomer Vardimon	2001	204.0	130.0	15.0	13.0	13.0	16.0	(25.0)	13.0	9.0	16.0	28.0	1.0	6.0	(49.0)
15	Gold	 ARG	5	Belisario Kopp	2000	214.0	137.0	6.0	3.0	2.0	1.0	1.0	(18.0)	52.0	9.0	2.0	55.0	(59.0)	6.0
16	Gold	 ISR	234	Gad Matosevich	2000	217.0	142.0	(30.0)	16.0	5.0	17.0	18.0	28.0	13.0	29.0	10.0	3.0	3.0	(45.0)
17	Gold	 NED	600	Jim Van Someren	2001	227.0	144.0	2.0	9.0	(15.0)	8.0	13.0	10.0	(68.0 BFD)	7.0	52.0	22.0	17.0	4.0
18	Gold	 POL	97	Jakub Sykula	2001	218.0	145.0	10.0	10.0	8.0	(19.0)	8.0	9.0	34.0	5.0	12.0	34.0	(54.0)	15.0
19	Gold	 ITA	138	Giorgio Stancampiano	2001	233.0	156.0	17.0	11.0	20.0	7.0	(23.0)	6.0	8.0	15.0	16.0	16.0	40.0	(54.0)
20	Gold	 FRA	508	Dorin Noe	2000	264.0	165.0	(31.0)	4.0	6.0	13.0	16.0	26.0	12.0	42.0	7.0	19.0	20.0 RDG7:11	(68.0 DNC)
21	Gold	 JPN	1	Takumi Ikeda	2001	265.0	172.0	(33.0)	13.0	12.0	25.0	17.0	23.0	3.0	(60.0)	18.0	18.0	7.0	36.0
22	Gold	 GBR	301	Isaac Lines	2000	292.0	193.0	13.0	15.0	22.0	3.0	28.0	(68.0 RET)	22.0	(31.0)	31.0	21.0	18.0	20.0
23	Gold	 RUS	7	Artem Akimov	2001	266.0	197.0	22.0	19.0	11.0	5.0	(23.0)	12.0	15.0	37.0	(46.0)	35.0	30.0	11.0















Rank	Fleet	NOC	Sail No	Name	DoB	Total	Nett	Q1	Q2	Q3	Q4	Q5	Q6	F1	F2	F3	F4	F5	F6
24	Gold	 ITA	15	Alex Gasser	2000	280.0	198.0	5.0	4.0	8.0	(20.0)	9.0	7.0	42.0	20.0	24.0	(62.0)	46.0	33.0
25	Gold	 ITA	125	Riccardo Renna	2000	286.0	204.0	1.0	9.0	16.0	1.0	2.0	(22.0)	53.0	30.0	33.0	57.0	(60.0)	2.0
26	Gold	 ISR	603	Ben Baron	2002	285.0	211.0	(29.0)	16.0	17.0	10.0	13.0	24.0	38.0	17.0	19.0	39.0	(45.0)	18.0
27	Gold	 ISR	601	Dylan Levi	2000	295.0	211.0	(35.0)	18.0	18.0	3.0	6.0	11.0	36.0	(49.0)	45.0	23.0	41.0	10.0
28	Gold	 HKG	19	Cho Yuk Man	2000	312.0	217.0	18.0	(27.0)	16.0	11.0	24.0	14.0	16.0	14.0	36.0	17.0	(68.0 BFD)	51.0
29	Gold	 ITA	11	Federico Ferracane	2000	338.0	218.0	14.0	(52.0)	23.0	27.0	7.0	13.0	(68.0 BFD)	12.0	35.0	25.0	36.0	26.0
30	Gold	 BEL	39	Thomas Broucke	2000	300.0	219.0	4.0	(31.0)	17.0	22.0	15.0	11.0	45.0 ARB	23.0	14.0	49.0	(50.0)	19.0
31	Gold	 NOR	30	Matteo Fregosi Maa	2000	320.0	222.0	21.0	25.0	(30.0)	10.0	15.0	7.0	(68.0 BFD)	18.0	20.0	31.0	51.0	24.0
32	Gold	 ITA	5	Benjamin Romeo	2000	318.0	231.0	8.0	10.0	(33.0)	16.0	16.0	22.0	(54.0)	11.0	30.0	27.0	39.0	52.0
33	Gold	 GRE	18	Emanouil Maniadakis	2001	300.0	233.0	15.0	(23.0)	19.0	14.0	20.0	19.0	26.0	43.0	26.0	(44.0)	23.0	28.0
34	Gold	 POL	45	Kamil Ugniewski	2001	335.0	233.0	19.0	29.0	5.0	(45.0)	32.0	15.0	33.0	33.0	22.0	32.0	13.0	(57.0)
35	Gold	 ARG	407	Martin Nores	2000	335.0	234.0	20.0	(39.0)	27.0	12.0	3.0	2.0	24.0	40.0	(62.0)	61.0	32.0	13.0
36	Gold	 POL	66	Adam Zarnowski	2001	328.0	240.0	14.0	17.0	14.0	22.0	(28.0)	9.0	23.0	45.0	(60.0)	13.0	25.0	58.0
37	Gold	 HKG	15	Ho Siu Wing	2000	329.0	242.0	4.0	18.0	6.0	(19.0)	19.0	14.0	(68.0 BFD)	39.0	55.0	20.0	27.0	40.0
38	Gold	 FRA	590	Guilhem Chapoutot	2000	346.0	243.0	24.0	22.0	(35.0)	15.0	11.0	30.0	(68.0 BFD)	27.0	39.0	43.0	15.0	17.0
39	Gold	 TUR	2094	Luis Goktepe	2000	336.0	247.0	13.0	5.0	(21.0)	6.0	4.0	16.0	(68.0 BFD)	21.0	44.0	38.0	61.0	39.0

Rank	Fleet	NOC	Sail No	Name	DoB	Total	Nett	Q1	Q2	Q3	Q4	Q5	Q6	F1	F2	F3	F4	F5	F6
40	Gold	 ITA	103	Nicolo Gatti	2001	359.0	249.0	25.0	20.0	14.0	31.0	(42.0)	24.0	18.0	58.0	13.0	9.0	37.0	(68.0 DNC)
41	Gold	 NED	115	Luc Schmitz	2002	336.0	250.0	25.0	8.0	(35.0)	26.0	21.0	6.0	27.0	25.0	29.0	(51.0)	48.0	35.0
42	Gold	 ARG	490	Marcos Quiroga	2000	335.0	253.0	28.0	22.0	(37.0)	4.0	3.0	32.0	39.0	19.0	25.0	(45.0)	43.0	38.0
43	Gold	 ISR	215	Amit Gan	2001	363.5	263.5	27.0	12.0	19.5 RDGb	(32.0)	26.0	21.0	(68.0 BFD)	34.0	43.0	11.0	24.0	46.0
44	Gold	 ITA	88	Simone Montanucci	2001	380.0	282.0	12.0	17.0	(34.0)	12.0	20.0	29.0	43.0	32.0	23.0	60.0	(64.0)	34.0
45	Gold	 ISR	233	Tom Ziser	2000	380.0	284.0	12.0	27.0	(41.0)	24.0	11.0	28.0	41.0	(55.0)	27.0	40.0	44.0	30.0
46	Gold	 ITA	93	Michele Ricci	2001	380.0	288.0	10.0	11.0	9.0	28.0	(36.0)	20.0	45.0	52.0	48.0	28.0	(56.0)	37.0
47	Gold	 ISR	631	Natanel Mizrachi	2000	373.0	290.0	26.0	30.0	15.0	28.0	12.0	(36.0)	35.0	41.0	(47.0)	41.0	33.0	29.0
48	Gold	 RUS	154	Dmitry Sandakov	2000	408.0	290.0	23.0	19.0	24.0	45.0	(50.0)	34.0	5.0	67.0	38.0	26.0	9.0	(68.0 DNC)
49	Gold	 NED	9999	Floris Franken	2001	402.0	297.0	18.0	7.0	(39.0)	21.0	17.0	19.0	51.0	35.0	49.0	64.0	(66.0)	16.0
50	Gold	 MEX	170	Cristobal Hagerman	2000	403.0	306.0	(33.0)	24.0	21.0	24.0	19.0	18.0	47.0	53.0	51.0	37.0	12.0	(64.0)
51	Gold	 ITA	7	Riccardo Onali	2001	415.0	313.0	21.0	14.0	(34.0)	14.0	9.0	12.0	(68.0 BFD)	38.0	41.0	59.0	58.0	47.0
52	Gold	 ISR	294	Ido Rootman	2001	430.0	320.0	7.0	15.0	(47.0)	30.0	22.0	27.0	37.0	47.0	40.0	(63.0)	63.0	32.0
53	Gold	 ESP	66	Guillem Segu Giro	2001	450.0	334.0	30.0	24.0	28.0	(53.0)	35.0	33.0	11.0	61.0	58.0	50.0	4.0	(63.0)
54	Gold	 POL	715	Michal Jackowski	2001	439.0	340.0	28.0	36.0	28.0	23.0	29.0	(37.0)	31.0	(62.0)	54.0	29.0	22.0	60.0
55	Gold	 LTU	1	Rokas Didrikas	2000	459.0	348.0	19.0	42.0	(45.0)	33.0	25.0	25.0	44.0	(66.0)	53.0	30.0	29.0	48.0














Rank	Fleet	NOC	Sail No	Name	DoB	Total	Nett	Q1	Q2	Q3	Q4	Q5	Q6	F1	F2	F3	F4	F5	F6
56	Gold	 GRE	290	Stefanos Emmanouil Tzotzolakis	2002	443.0	349.0	11.0	20.0	22.0	15.0	24.0	(26.0)	(68.0 DNC)	44.0	57.0	48.0	55.0	53.0
57	Gold	 FRA	628	Louis Pignolet	2001	486.0	356.0	20.0	(68.0 OCS)	26.0	33.0	30.0	20.0	32.0	54.0	59.0	47.0	35.0	(62.0)
58	Gold	 TUR	7777	Bora Sen	2000	462.0	360.0	24.0	25.0	20.0	(46.0)	40.0	42.0	48.0	50.0	37.0	36.0	38.0	(56.0)
59	Gold	 NED	148	Joost Vink	2001	465.0	361.0	35.0	21.0	(36.0)	36.0	36.0	17.0	(68.0 BFD)	51.0	42.0	42.0	26.0	55.0
60	Gold	 GBR	340	Hugo Thomas	2000	472.0	361.0	(46.0)	40.0	30.0	7.0	6.0	32.0	46.0	48.0	64.0	(65.0)	65.0	23.0
61	Gold	 ITA	8	Roman Sorrentino	2001	465.0	363.0	22.0	29.0	(41.0)	27.0	37.0	25.0	40.0	26.0	50.0	58.0	49.0	(61.0)
62	Gold	 ITA	63	Carlo Maria Cipriani	2001	486.6	373.6	27.0	(50.0)	38.0	26.0	27.0	33.6 RDG1:6	49.0	(63.0)	34.0	46.0	34.0	59.0
63	Gold	 GER	2811	Aurel Thase	2000	491.0	374.0	37.0	21.0	(54.0)	18.0	21.0	31.0	50.0	57.0	(63.0)	56.0	42.0	41.0
64	Gold	 GBR	3145	Lachlan Ross	2002	503.0	389.0	26.0	(48.0)	48.0	6.0	27.0	31.0	28.0	64.0	(66.0)	66.0	62.0	31.0
65	Gold	 ITA	94	Riccardo Alberto Borghi	2000	492.0	393.0	23.0	26.0	27.0	23.0	(31.0)	29.0	(68.0 BFD)	56.0	56.0	53.0	57.0	43.0
66	Gold	 NOR	1118	Mads Halvorsen	2000	522.0	416.0	34.0	37.0	13.0	35.0	30.0	(38.0)	(68.0 BFD)	65.0	61.0	52.0	47.0	42.0
67	Gold	 LTU	8	Mindaugas Luksys	2000	536.0	428.0	(40.0)	33.0	31.0	32.0	14.0	38.0	(68.0 BFD)	46.0	65.0	67.0	52.0	50.0




Silver Fleet





Sailed: 11, Discards: 2, To count: 9, Entries: 66, Scoring system: WCR Appendix A

Rank	Fleet	NOC	Sail No	Name	DoB	Total	Nett	Q1	Q2	Q3	Q4	Q5	Q6	F1	F2	F3	F4	F5
1	Silver	 NZL	128	Max Van Der Zalm	2000	250.0	174.0	(68.0 DNC)	68.0 RET	33.0	31.0	22.0	16.0	1.0	(8.0)	1.0	1.0	1.0
2	Silver	 POL	850	Kajetan Pawlowski	2000	239.0	180.0	(44.0)	32.0	25.0	41.0	33.0	23.0	4.0	4.0	10.0	8.0	(15.0)
3	Silver	 ISR	925	Itay Benbenisti	2002	242.0	187.0	38.0	14.0	31.0	(42.0)	38.0	36.0	5.0	9.0	12.0	(13.0)	4.0
4	Silver	 CRO	13	Luka Rozic	2000	257.0	196.0	(42.0)	32.0	38.0	37.0	33.0	21.0	10.0	16.0	6.0	3.0	(19.0)
5	Silver	 FRA	866	Loup Jacob	2001	291.0	205.0	(68.0 DNC)	68.0 DNC	18.0	29.0	29.0	27.0	13.0	(18.0)	9.0	4.0	8.0
6	Silver	 CRO	69	Rocco-Enzo Hrvoj	2001	286.0	205.0	34.0	44.0	42.0	35.0	26.0	(48.0)	16.0	(33.0)	3.0	2.0	3.0
7	Silver	 FRA	689	Jean Lemaire	2002	268.0	211.0	39.0	30.0	32.0	39.0	37.0	(42.0)	8.0	6.0	(15.0)	9.0	11.0
8	Silver	 FRA	313	Jules Mollard--Tanguy	2001	293.0	220.0	(43.0)	35.0	19.0	30.0	39.0	37.0	(30.0)	14.0	17.0	22.0	7.0
9	Silver	 ESP	580	Ferran Jurado Besa	2001	290.0	222.0	29.0	47.0	(50.0)	37.0	39.0	43.0	3.0	7.0	(18.0)	12.0	5.0
10	Silver	 GBR	3127	Sam Williams	2001	291.0	226.0	(48.0)	33.0	36.0	34.0	43.0	33.0	(17.0)	17.0	14.0	14.0	2.0
11	Silver	 FRA	481	Victor Rocco	2002	328.0	226.0	41.0	39.0	24.0	(56.0)	38.0	43.0	(46.0)	12.0	13.0	6.0	10.0
12	Silver	 LAT	47	Namejs Eduards Dreimanis	2000	293.0	228.0	46.0	43.0	(53.0)	38.0	35.0	40.0	(12.0)	10.0	2.0	5.0	9.0
13	Silver	 ITA	146	Alessandro Verona	2001	322.0	251.0	32.0	40.0	37.0	34.0	(47.0)	35.0	23.0	11.0	(24.0)	23.0	16.0
14	Silver	 NED	1306	Max Castelein	2002	334.0	253.0	36.0	31.0	44.0	48.0	(49.0)	35.0	15.0	19.0	7.0	18.0	(32.0)

Rank	Fleet	NOC	Sail No	Name	DoB	Total	Nett	Q1	Q2	Q3	Q4	Q5	Q6	F1	F2	F3	F4	F5
15	Silver	 GER	445	Richard Sprenger	2000	330.0	254.0	31.0	36.0	48.0	36.0	48.0	(49.0)	9.0	(27.0)	19.0	7.0	20.0
16	Silver	 FRA	1305	Max Pochet	2001	355.0	274.0	47.0	43.0	29.0	41.0	(52.0)	45.0	(29.0)	13.0	16.0	27.0	13.0
17	Silver	 ITA	133	Alessandro Pontremoli	2001	358.0	274.0	(55.0)	44.0	52.0	39.0	41.0	40.0	14.0	(29.0)	5.0	21.0	18.0
18	Silver	 ESP	85	Victor Ruiz Roca	2001	357.0	279.0	45.0	41.0	(46.0)	40.0	34.0	44.0	(32.0)	22.0	8.0	28.0	17.0
19	Silver	 OMA	6	Abdulmajeed Al-Hadhrami	2000	374.0	280.0	39.0	38.0	32.0	55.0	54.0	(59.0)	11.0	30.0	(35.0)	15.0	6.0
20	Silver	 OMA	5	Makhtar Al-Mujaini	2000	364.0	282.0	(54.0)	41.0	45.0	40.0	44.0	39.0	21.0	25.0	11.0	16.0	(28.0)
21	Silver	 POL	15	Igor Eliasz	2000	366.0	286.0	42.0	34.0	29.0	(49.0)	45.0	44.0	19.0	21.0	(31.0)	31.0	21.0
22	Silver	 FRA	127	Yun Pouliquen	2001	433.0	297.0	17.0	(68.0 OCS)	1.0	68.0 DNC	68.0 DNC	4.0	2.0	1.0	(68.0 DNC)	68.0 DNC	68.0 DNC
23	Silver	 FRA	2912	Nathan Sanahuja	2000	387.0	301.0	(55.0)	49.0	39.0	42.0	48.0	41.0	(31.0)	24.0	22.0	24.0	12.0
24	Silver	 NOR	107	Isak Hessen	2001	416.0	305.0	41.0	28.0	26.0	(43.0)	34.0	30.0	7.0	3.0	(68.0 DNC)	68.0 DNC	68.0 DNC
25	Silver	 USA	73	Manuel Nores	2002	422.0	311.0	36.0	37.0	(43.0)	29.0	31.0	34.0	6.0	2.0	(68.0 DNC)	68.0 DNC	68.0 DNC
26	Silver	 GER	753	Eike Drawe	2001	430.0	320.0	38.0	48.0	(63.0)	44.0	46.0	52.0	(47.0)	44.0	4.0	17.0	27.0
27	Silver	 FRA	349	Marius Dumont	2002	414.0	322.0	43.0	28.0	(51.0)	20.0	51.0	45.0	27.0	36.0	(41.0)	36.0	36.0
28	Silver	 ESP	600	Nico Fores Sancho	2000	428.0	329.0	60.0	49.0	46.0	(68.0 RET)	40.0	48.0	24.0	(31.0)	29.0	19.0	14.0
29	Silver	 MEX	193	Mariano Botello Beja	2001	427.0	341.0	49.0	(53.0)	49.0	49.0	45.0	47.0	25.0	23.0	28.0	26.0	(33.0)
30	Silver	 ITA	610	Flavio Vittorio Rainis	2001	466.0	357.0	57.0	(59.0)	49.0	51.0	46.0	49.0	39.0	(50.0)	25.0	11.0	30.0

Rank	Fleet	NOC	Sail No	Name	DoB	Total	Nett	Q1	Q2	Q3	Q4	Q5	Q6	F1	F2	F3	F4	F5
31	Silver	 ITA	56	Francesco Capizzi	2000	456.0	358.0	50.0	54.0	58.0	(68.0 DNC)	50.0	46.0	28.0	20.0	23.0	(30.0)	29.0
32	Silver	 POL	511	Dawid Litwinek	2001	480.0	363.0	37.0	35.0	25.0	43.0	(49.0)	39.0	43.0	5.0	(68.0 DNC)	68.0 DNC	68.0 DNC
33	Silver	 ESP	62	Jan Sanfeliu	2000	484.0	364.0	45.0	34.0	50.0	(52.0)	44.0	50.0	34.0	28.0	37.0	(68.0 RET)	42.0
34	Silver	 ITA	91	Francesco Genesio	2001	490.0	366.0	54.0	45.0	40.0	48.0	(56.0)	55.0	(68.0 RET)	32.0	40.0	29.0	23.0
35	Silver	 BRA	246	Guilherme Munhoz	2001	506.0	370.0	(68.0 DNC)	47.0	68.0 DNC	44.0	58.0	46.0	48.0	15.0	(68.0 DNC)	20.0	24.0
36	Silver	 ARG	421	Lucas Saubidet	2000	483.0	377.0	50.0	45.0	43.0	50.0	(68.0 RET)	47.0	(38.0)	37.0	33.0	36.0 RDG7:9	36.0 RDG7:9
37	Silver	 ARG	412	Ian Luca Romay	2000	495.0	381.0	(68.0 RET)	38.0	44.0	50.0	51.0	56.0	44.0	(46.0)	38.0	38.0	22.0
38	Silver	 BEL	107	Robbe Muys	2000	486.0	386.0	51.0	56.0	(60.0)	47.0	53.0	54.0	35.0	35.0	30.0	(40.0)	25.0
39	Silver	 ITA	65	Riccardo Milani	2001	502.0	387.0	49.0	58.0	(60.0)	38.0	43.0	52.0	53.0	(55.0)	20.0	33.0	41.0
40	Silver	 ITA	108	Alessandro Iotti	2002	510.0	394.0	53.0	(63.0)	63.0	47.0	41.0	58.0	22.0	(53.0)	32.0	34.0	44.0
41	Silver	 GER	730	Lars Poggemann	2000	512.0	396.0	47.0	58.0	(64.0)	46.0	47.0	50.0	33.0	(52.0)	36.0	39.0	40.0
42	Silver	 MEX	167	Massimo Augusto Melgarejo Venegas	2001	505.0	399.0	51.0	53.0	(58.0)	54.0	57.0	51.0	36.0	(48.0)	27.0	32.0	38.0
43	Silver	 GER	8008	Valentin Huber	2001	522.0	404.0	44.0	52.0	56.0	(68.0 DNC)	53.0	68.0 OCS	(50.0)	38.0	21.0	35.0	37.0
44	Silver	 NED	283	Mac Koeleman	2001	536.0	409.0	(59.0)	55.0	52.0	52.0	56.0	57.0	(68.0 RET)	43.0	34.0	25.0	35.0
45	Silver	 POL	75	Mike Ryan	2001	524.0	415.0	52.0	(57.0)	57.0	53.0	55.0	55.0	(52.0)	41.0	26.0	42.0	34.0
46	Silver	 FRA	648	Quentin Vermot	2001	530.0	420.0	52.0	51.0	55.0	51.0	(68.0 DNC)	68.0 DNC	41.0	(42.0)	39.0	37.0	26.0

Rank	Fleet	NOC	Sail No	Name	DoB	Total	Nett	Q1	Q2	Q3	Q4	Q5	Q6	F1	F2	F3	F4	F5
47	Silver	 GER	2214	Vincent Domsta	2001	567.0	431.0	57.0	51.0	55.0	(68.0 DNC)	54.0	53.0	49.0	34.0	(68.0 DNC)	10.0	68.0 DNC
48	Silver	 RUS	1	Pavel Mikhalev	2001	576.0	440.0	56.0	50.0	40.0	(68.0 DNC)	52.0	51.0	(68.0 RET)	51.0	68.0 DNC	41.0	31.0
49	Silver	 EGY	12	Youssef Hassan	2000	589.0	453.0	56.0	26.0	56.0	(68.0 DNC)	42.0	61.0	37.0	39.0	(68.0 DNC)	68.0 DNC	68.0 DNC
50	Silver	 EST	336	Raul Mihkel Anton	2002	587.0	460.0	(59.0)	54.0	59.0	54.0	57.0	54.0	42.0	57.0	(68.0 DNC)	44.0	39.0
51	Silver	 GBR	773	Jake Wolgram	2002	629.0	493.0	48.0	55.0	57.0	59.0	(68.0 DNF)	68.0 DNF	55.0	40.0	(68.0 DNC)	68.0 DNC	43.0
52	Silver	 ITA	161	Sebis Stefano Carlo	2000	639.0	503.0	40.0	46.0	51.0	(68.0 DNC)	68.0 DNC	68.0 DNC	(68.0 RET)	26.0	68.0 DNC	68.0 DNC	68.0 DNC
53	Silver	 GER	924	Andreas Plank	2000	649.0	513.0	62.0	60.0	61.0	(68.0 DNC)	68.0 DNC	58.0	56.0	60.0	(68.0 DNC)	43.0	45.0
54	Silver	 USA	42	Thomas Staubli	2001	650.0	514.0	(68.0 RET)	59.0	62.0	57.0	55.0	53.0	45.0	47.0	(68.0 DNC)	68.0 DNC	68.0 DNC
55	Silver	 GBR	3255	Shayne Bevan	2000	656.0	520.0	63.0	57.0	54.0	(68.0 DNC)	68.0 DNC	68.0 DNC	18.0	56.0	(68.0 DNC)	68.0 DNC	68.0 DNC
56	Silver	 USA	519	Michael Cramer	2001	659.0	523.0	53.0	46.0	53.0	(68.0 DNC)	68.0 DNC	68.0 DNC	40.0	59.0	(68.0 DNC)	68.0 DNC	68.0 DNC
57	Silver	 ITA	32	Andrea Guida Di Ronza	2002	660.0	524.0	32.0	42.0	42.0	(68.0 DNC)	68.0 DNC	68.0 DNC	(68.0 DNC)	68.0 DNC	68.0 DNC	68.0 DNC	68.0 DNC
58	Silver	 GER	621	Miro Tykal	2001	660.0	524.0	(68.0 RET)	62.0	47.0	58.0	68.0 DNC	57.0	51.0	45.0	(68.0 DNC)	68.0 DNC	68.0 DNC
59	Silver	 ITA	156	Lucas Calvo	2000	664.0	528.0	58.0	61.0	(68.0 DNC)	68.0 DNC	68.0 DNC	68.0 DNC	20.0	49.0	(68.0 DNC)	68.0 DNC	68.0 DNC
60	Silver	 POL	289	Martin Marchewicz	2001	678.0	542.0	(68.0 DNC)	56.0	62.0	68.0 DNC	68.0 DNC	68.0 DNC	26.0	58.0	(68.0 DNC)	68.0 DNC	68.0 DNC
61	Silver	 POL	19	Kacper Falkiewicz	2002	684.0	548.0	58.0	60.0	59.0	(68.0 DNC)	68.0 DNC	56.0	57.0	54.0	(68.0 DNC)	68.0 DNC	68.0 DNC
62	Silver	 FRA	738	Emilien De Bank	2001	704.0	568.0	(68.0 RET)	61.0	61.0	60.0	68.0 RET	60.0	54.0	(68.0 OCS)	68.0 DNC	68.0 DNC	68.0 DNC

Rank	Fleet	NOC	Sail No	Name	DoB	Total	Nett	Q1	Q2	Q3	Q4	Q5	Q6	F1	F2	F3	F4	F5
63	Silver	 ITA	240	Francesco Martino	2000	719.0	583.0	60.0	64.0	(68.0 DNC)	68.0 DNC	68.0 DNC	68.0 DNC	58.0	61.0	(68.0 DNC)	68.0 DNC	68.0 DNC
64	Silver	 ITA	74	Alessandro Pascarella	2001	741.0	605.0	61.0	(68.0 DNC)	68.0 DNC	68.0 DNC	68.0 DNC	68.0 DNC	(68.0 RDGI)	68.0 RDGI	68.0 DNC	68.0 DNC	68.0 DNC
65	Silver	 SVK	38	Peter Funk	2000	748.0	612.0	(68.0 DNC)	68.0 DNC	68.0 DNC	68.0 DNC	68.0 DNC	68.0 DNC	(68.0 DNC)	68.0 DNC	68.0 DNC	68.0 DNC	68.0 DNC
65	Silver	 FRA	212	Thibault Peregrini	2001	748.0	612.0	(68.0 DNC)	68.0 DNC	68.0 DNC	68.0 DNC	68.0 DNC	68.0 DNC	(68.0 DNC)	68.0 DNC	68.0 DNC	68.0 DNC	68.0 DNC

Scoring codes used

Code	Description	Points
ARB	Arbitration Rule SI 16	45
BFD	Black flag disqualification under rule 30.3	68
DNC	Did not come to the starting area	68
DNF	Started but did not finish	68
DSQ	Disqualification	68
OCS	On course side at start or broke rule 30.1	68
RDG1:6	Redress - average points for races 1 to 6, except the race in question	33.6
RDG7:11	Redress - average points for races 7 to 11, except the race in question	20
RDG7:9	Redress - average points for races 7 to 9; except the race in question	36
RDGb	Redress - average points for all races preceeding the race in question	19.5
RDGI	Redress given but scored points less than average	Varies
RET	Retired	68

Sailwave Scoring Software 2.22.1
www.sailwave.com

worlds2016.techno293.org

worlds2016.techno293.org