



T293 World Championship 2016

Torbole - Lake Garda - Italy



YOUTH GIRLS - Results are provisional as of 19:09 on October 29, 2016













Contents

- [Gold Fleet](#)
- [Silver Fleet](#)




Gold Fleet

Sailed: 12, Discards: 2, To count: 10, Entries: 42, Scoring system: WCR Appendix A

Rank	Fleet	NOC	Sail No	Name	DoB	Total	Nett	Q1	Q2	Q3	Q4	Q5	Q6	F1	F2	F3	F4	F5	F6
1	Gold	ITA	1	Giorgia Speciale	2000	31.0	17.0	(4.0)	1.0	1.0	1.0	1.0	1.0	1.0	1.0	2.0	1.0	7.0	(10.0)
2	Gold	ITA	76	Enrica Schirru	2000	55.0	32.0	6.0	4.0	(9.0)	2.0	2.0	2.0	3.0	2.0	1.0	(14.0)	4.0	6.0
3	Gold	GRE	366	Aikaterini Divari	2000	92.0	35.0	1.0	1.0	11.0	3.0	(42.0 DNF)	5.0	2.0	3.0	(15.0)	7.0	1.0	1.0
4	Gold	ISR	155	Mor Tourgeman	2000	117.0	62.0	2.0	4.0	(12.0)	1.0	2.0	8.0	(43.0 BFD)	8.0	8.0	3.0	14.0	12.0
5	Gold	ARG	403	Celina Saubidet Birkner	2000	95.0	64.0	1.0	7.0	5.0	3.0	3.0	(17.0)	4.0	(14.0)	13.0	13.0	12.0	3.0
6	Gold	POL	313	Lidia Sulikowska	2000	92.0	67.0	(8.0)	6.0	8.0	6.0	5.0	4.0	(17.0)	9.0	4.0	4.0	17.0	4.0
7	Gold	ISR	822	Naama Gazit	2001	95.0	68.0	2.0	2.0	6.0	(11.0)	7.0	1.0	10.0	7.0	12.0	6.0	15.0	(16.0)















Rank	Fleet	NOC	Sail No	Name	DoB	Total	Nett	Q1	Q2	Q3	Q4	Q5	Q6	F1	F2	F3	F4	F5	F6
8	Gold	 ISR	231	Maya Ashkenazi	2002	113.0	70.0	12.0	(15.0)	4.0	4.0	1.0	2.0	22.0	6.0	5.0	(28.0)	3.0	11.0
9	Gold	 ISR	909	Maya Nadler	2001	120.0	72.0	4.0	(5.0)	3.0	5.0	3.0	4.0 RDG1:6	(43.0 BFD)	19.0	9.0	10.0	6.0	9.0
10	Gold	 ISR	905	Shira Benbenisti	2000	109.0	77.0	3.0	2.0	2.0	12.0	(13.0)	7.0	16.0	10.0	7.0	2.0	16.0	(19.0)
11	Gold	 GBR	3030	Mollie Densley Robins	2001	137.3	78.0	5.0	3.0	10.0	8.0	8.0	(27.3 ARBm)	13.0	4.0	14.0	(32.0)	8.0	5.0
12	Gold	 GBR	529	Islay Watson	2000	125.0	79.0	(15.0)	10.0	5.0	5.0	4.0	3.0	5.0	11.0	6.0	(31.0)	9.0	21.0
13	Gold	 ITA	75	Alessandra Papitto	2000	130.0	90.0	5.0	9.0	(20.0)	7.0	10.0	15.0	19.0	5.0	(20.0)	16.0	2.0	2.0
14	Gold	 FRA	2308	Louise Le Bars	2000	154.0	109.0	13.0	(18.0 ARBm)	6.0	6.0	9.0	4.0	12.0	15.0	17.0	8.0	19.0	(27.0)
15	Gold	 FRA	1801	Capucine Marsaudon	2001	154.0	116.0	6.0	8.0	8.0	(13.0)	11.0	3.0	6.0	(25.0)	24.0	19.0	13.0	18.0
16	Gold	 GBR	400	Alysia Gibson	2000	178.0	126.0	3.0	(16.0)	7.0	9.0	5.0	16.0	11.0	7.0 RDG7:9	3.0	(36.0)	32.0	33.0
17	Gold	 GBR	3059	Jude Nicol	2001	193.0	129.0	13.0	(27.0)	11.0	7.0	4.0	9.0	14.0	13.0	34.0	(37.0)	10.0	14.0
18	Gold	 POL	198	Agnieszka Szpak	2000	190.0	135.0	11.0	(20.0)	10.0	10.0	10.0	7.0	27.0	22.0	(35.0)	9.0	22.0	7.0
19	Gold	 ITA	49	Marta Tanas	2000	194.0	147.0	(18.0)	14.0	12.0	4.0	12.0	10.0	9.0	12.0	(29.0)	22.0	29.0	23.0
20	Gold	 BEL	50	Lore Dildick	2000	198.0	148.0	7.0	9.0	(23.0)	11.0	6.0	8.0	23.0	(27.0)	16.0	24.0	18.0	26.0
21	Gold	 FRA	946	Heloise Macquaert	2001	200.0	151.0	12.0	3.0	7.0	8.0	11.0	(19.0)	7.0	29.0	25.0	21.0	28.0	(30.0)
22	Gold	 HKG	30	Kan Yik Hei	2000	205.0	152.0	16.0	11.0	(20.0)	2.0	6.0	10.0	25.0	17.0	(33.0)	20.0	20.0	25.0
23	Gold	 CRO	991	Palma Cargo	2000	217.0	156.0	14.0	12.0	(22.0)	12.0	20.0	11.0	20.0	32.0 ARB	22.0	(39.0)	5.0	8.0












Rank	Fleet	NOC	Sail No	Name	DoB	Total	Nett	Q1	Q2	Q3	Q4	Q5	Q6	F1	F2	F3	F4	F5	F6
24	Gold	 RUS	85	Dana Kosyak	2001	252.0	167.0	22.0	7.0	1.0	21.0	(42.0 DNC)	6.0	8.0	38.0	10.0	11.0	(43.0 DNC)	43.0 DNC
25	Gold	 FRA	16	Anaëlle Guevel	2000	231.0	170.0	10.0	17.0	4.0	(18.0)	18.0	12.0	(43.0 BFD)	20.0	28.0	5.0	34.0	22.0
26	Gold	 NOR	137	Live Rabo Lund-Roland	2000	258.0	174.0	11.0	17.0	21.0	(42.0 DNC)	(42.0 RET)	13.0	26.0	32.0	11.0	15.0	11.0	17.0
27	Gold	 ITA	273	Lerisen Di Leo	2000	239.0	186.0	17.0	8.0	(19.0)	10.0	16.0	18.0	15.0	18.0	26.0	33.0	25.0	(34.0)
28	Gold	 NOR	39	Helle Oppedal	2001	244.0	187.0	8.0	21.0	17.0	20.0	7.0	(27.0)	(30.0)	26.0	19.0	26.0	30.0	13.0
29	Gold	 GRE	146	Natalia Arapoglou	2000	260.0	195.0	9.0	13.0	(22.0)	15.0	17.0	16.0	18.0	28.0	18.0	18.0	(43.0 DNC)	43.0 DNC
30	Gold	 FRA	14	Faustine Manhes	2001	258.0	197.0	7.0	14.0	(18.0)	9.0	15.0	12.0	(43.0 BFD)	24.0	30.0	29.0	26.0	31.0
31	Gold	 HKG	26	Chan Tsz Wai	2000	262.0	203.0	10.0	5.0	15.0	(16.0)	13.0	14.0	(43.0 BFD)	31.0	32.0	35.0 ARB	24.0	24.0
32	Gold	 POL	230	Maja Kuchta	2001	267.0	205.0	16.0	(22.0)	13.0	14.0	16.0	17.0	31.0	30.0	(40.0)	30.0	23.0	15.0
33	Gold	 ISR	230	Maya Humash	2001	288.0	219.0	18.0	(26.0)	15.0	19.0	14.0	11.0	(43.0 BFD)	34.0	21.0	12.0	43.0 DNC	32.0
34	Gold	 TUR	891	Eda Yavuz	2001	290.0	225.0	19.0	13.0	16.0	21.0	(22.0)	18.0	24.0	(43.0 OCS)	23.0	40.0	31.0	20.0
35	Gold	 ITA	145	Erika Nieddu	2001	290.0	234.0	(21.0)	15.0	21.0	17.0	19.0	13.0	28.0	(35.0)	31.0	34.0	27.0	29.0
36	Gold	 ITA	181	Ludovica Briguglia	2000	300.0	234.0	15.0	19.0	14.0	14.0	9.0	(23.0)	21.0	37.0	39.0	23.0	(43.0 DNC)	43.0 DNC
37	Gold	 SIN	73	Marsha Shahrin	2001	335.0	250.0	23.0	12.0	19.0	27.0	(42.0 DNC)	9.0	33.0	39.0	38.0	17.0	33.0	(43.0 DNC)
38	Gold	 ITA	257	Virginia Ganna	2000	345.0	260.0	23.0	22.0	13.0	30.0	(42.0 DNF)	5.0	29.0	33.0	37.0	25.0	(43.0 DNC)	43.0 DNC
39	Gold	 LAT	127	Elizabete Mengele	2001	332.0	264.0	14.0	(25.0)	14.0	18.0	22.0	20.0	(43.0 BFD)	40.0	42.0	38.0	21.0	35.0











Rank	Fleet	NOC	Sail No	Name	DoB	Total	Nett	Q1	Q2	Q3	Q4	Q5	Q6	F1	F2	F3	F4	F5	F6
40	Gold	 NZL	420	Veerle Ten Have	2000	352.0	271.0	20.0	(38.0)	26.0	15.0	15.0	25.0	(43.0 BFD)	16.0	41.0	42.0	43.0 DNC	28.0
41	Gold	 ITA	51	Marta Bonetti	2001	348.2	277.2	17.0	18.0	(28.0)	17.0	21.0	20.2 RDG1:6	(43.0 BFD)	36.0	27.0	35.0	43.0 DNC	43.0 DNC
42	Gold	 POL	1556	Marta Poplonyk	2000	364.0	281.0	9.0	20.0	26.0	27.0	(42.0 DNC)	19.0	32.0	(41.0)	36.0	41.0	35.0	36.0

Silver Fleet

Sailed: 9, Discards: 1, To count: 8, Entries: 40, Scoring system: WCR Appendix A

Rank	Fleet	NOC	Sail No	Name	DoB	Total	Nett	Q1	Q2	Q3	Q4	Q5	Q6	F1	F2	F3
1	Silver	 NOR	60	Sofia Maaø	2002	162.0	120.0	31.0	23.0	(42.0 DNC)	22.0	17.0	21.0	2.0	2.0	2.0 RDG7:9
2	Silver	 FRA	153	Kylie Belloeuvre	2001	182.0	140.0	21.0	21.0	18.0	26.0	(42.0 DNC)	42.0 DNC	8.0	1.0	3.0
3	Silver	 LAT	169	Annija Punte	2001	170.0	141.0	(29.0)	24.0	27.0	24.0	24.0	26.0	1.0	6.0	9.0
4	Silver	 BEL	117	Chanel Beuselinck	2001	173.0	141.0	26.0	(32.0)	30.0	16.0	12.0	25.0	5.0	7.0	20.0
5	Silver	 FRA	73	Flavie Allard	2001	192.0	150.0	22.0	18.0	3.0	(42.0 DNF)	42.0 DNC	42.0 DNC	11.0	4.0	8.0
6	Silver	 BLR	646	Katsiaryna Zharnak	2000	196.0	154.0	30.0	29.0	16.0	24.0	(42.0 DNC)	28.0	6.0	16.0	5.0
7	Silver	 SVK	11	KaroliĽa BeraĽkova	2001	197.0	155.0	29.0	10.0	2.0	(42.0 DNF)	42.0 DNC	42.0 OCS	24.0	5.0	1.0
8	Silver	 BRA	774	Larissa Schenker	2000	202.0	160.0	26.0	11.0	9.0	(42.0 DNC)	42.0 DNC	42.0 DNC	13.0	15.0	2.0
9	Silver	 ESP	95	Capucine Fargues	2000	203.0	161.0	24.0	19.0	35.0	31.0	(42.0 DNC)	14.0	10.0	14.0	14.0
10	Silver	 POL	194	Agata Banach	2001	207.0	165.0	28.0	25.0	25.0	(42.0 DNC)	42.0 DNC	20.0	12.0	9.0	4.0
11	Silver	 FRA	1312	Sorin Lola	2002	226.0	184.0	24.0	31.0	24.0	22.0	(42.0 DNC)	42.0 DNC	18.0	8.0	15.0
12	Silver	 GRE	122	Katerina Saravanou	2000	236.0	194.0	35.0	30.0	(42.0 RET)	13.0	8.0	32.0	27.0	21.0	28.0
13	Silver	 FRA	1207	Thais Jarrige	2000	236.0	194.0	25.0	26.0	27.0	(42.0 DNC)	24.0	24.0	26.0	25.0	17.0
14	Silver	 EST	400	Serafima Afanasieva	2000	229.0	195.0	20.0	24.0	28.0	23.0	23.0	26.0	25.0	(34.0)	26.0

Rank	Fleet	NOC	Sail No	Name	DoB	Total	Nett	Q1	Q2	Q3	Q4	Q5	Q6	F1	F2	F3
15	Silver	 ITA	188	Anna Biagiolini	2002	235.0	196.0	34.0	(39.0)	38.0	19.0	14.0	33.0	3.0	17.0	38.0
16	Silver	 MEX	184	Jennifer Berenice Martinez Oviedo	2001	243.0	201.0	30.0	33.0	31.0	(42.0 DNC)	42.0 DNC	21.0	22.0	10.0	12.0
17	Silver	 USA	220	Dominique Stater	2001	246.0	204.0	19.0	16.0	24.0	(42.0 DNC)	42.0 DNC	42.0 DNC	17.0	3.0	41.0 DNC
18	Silver	 ESP	288	Cristina Marcello Melian	2001	244.0	209.0	(35.0)	30.0	34.0	28.0	19.0	24.0	32.0	23.0	19.0
19	Silver	 ITA	114	Francesca Vadilonga	2000	251.0	209.0	27.0	27.0	23.0	(42.0 DNC)	42.0 DNC	27.0	30.0	22.0	11.0
20	Silver	 SIN	3	Cara Loo	2001	252.0	210.0	27.0	23.0	17.0	(42.0 DNC)	42.0 DNC	28.0	34.0	33.0	6.0
21	Silver	 ESP	555	Laura Barea Paucirerol	2002	253.0	213.0	37.0	(40.0)	38.0	25.0	21.0	32.0	9.0	26.0	25.0
22	Silver	 GBR	734	Kate Hatcher	2001	252.0	216.0	25.0	34.0	(36.0)	29.0	25.0	31.0	19.0	19.0	34.0
23	Silver	 GBR	152	Maya Wylie	2002	258.0	216.0	34.0	37.0	(42.0 DNF)	23.0	20.0	30.0	7.0	32.0	33.0
24	Silver	 SIN	28	Katerina Teo	2001	258.0	216.0	33.0	28.0	29.0	25.0	(42.0 DNC)	42.0 DNC	15.0	12.0	32.0
25	Silver	 PER	43	Cristina Arrospide	2000	258.0	216.0	32.0	31.0	30.0	(42.0 DNC)	42.0 DNC	31.0	16.0	13.0	21.0
26	Silver	 RUS	42	Anya Vesnovskaya	2002	261.0	219.0	28.0	35.0	25.0	(42.0 DNF)	42.0 DNC	29.0	23.0	24.0	13.0
27	Silver	 LTU	700	Elzbieta Novosinskaite	2000	263.0	221.0	32.0	28.0	32.0	(42.0 DNC)	42.0 DNC	22.0	14.0	20.0	31.0
28	Silver	 GER	1307	Selina Horber	2000	269.0	227.0	31.0	34.0	33.0	(42.0 DNC)	42.0 DNC	42.0 DNC	4.0	11.0	30.0
29	Silver	 ITA	96	Carola Enrico	2002	274.0	233.0	36.0	39.0	39.0	20.0	18.0	33.0	21.0	(41.0 OCS)	27.0
30	Silver	 GER	595	Hannah Kapser	2000	285.0	243.0	38.0	33.0	31.0	(42.0 DNF)	42.0 DNC	23.0	20.0	27.0	29.0

Rank	Fleet	NOC	Sail No	Name	DoB	Total	Nett	Q1	Q2	Q3	Q4	Q5	Q6	F1	F2	F3
31	Silver	 ITA	173	Allegra Ardizzone	2001	295.0	253.0	40.0	29.0	29.0	(42.0 DNC)	42.0 DNC	42.0 DNC	33.0	28.0	10.0
32	Silver	 ITA	204	Veronica Leoni	2001	301.0	259.0	37.0	37.0	33.0	(42.0 DNC)	42.0 DNC	42.0 DNC	28.0	18.0	22.0
33	Silver	 ARG	427	Valentina Lanuza	2000	313.0	271.0	(42.0 DNC)	36.0	37.0	42.0 DNC	42.0 DNC	42.0 DNC	36.0	29.0	7.0
34	Silver	 RUS	245	Troshkina Veronika	2002	314.0	272.0	38.0	41.0	35.0	26.0	23.0	(42.0 DNC)	35.0	38.0	36.0
35	Silver	 GER	454	Pauline Ramoser	2001	316.0	274.0	36.0	32.0	39.0	(42.0 DNC)	42.0 DNC	29.0	29.0	30.0	37.0
36	Silver	 PER	80	Lucia Llerena	2001	319.0	277.0	39.0	38.0	36.0	(42.0 DNC)	42.0 DNC	42.0 DNC	31.0	31.0	18.0
37	Silver	 NZL	410	Audrey Perratt	2002	324.0	282.0	33.0	36.0	34.0	(42.0 DNC)	42.0 DNC	30.0	37.0	35.0	35.0
38	Silver	 ARG	411	Sofia Mecchia	2000	337.0	295.0	(42.0 DNC)	40.0	32.0	42.0 DNC	42.0 DNC	42.0 DNC	38.0	36.0	23.0
39	Silver	 ESP	80	Olivia Pujol Hernandez	2000	349.5	307.5	41.0	35.0	37.0	(42.0 DNC)	42.0 DNC	42.0 DNC	41.0 DNC	37.0	32.5 ARB
40	Silver	 FRA	725	Iris Bielaszka	2001	370.0	328.0	(42.0 RET)	41.0	40.0	42.0 DNC	42.0 DNC	42.0 DNC	39.0	41.0 DNC	41.0 DNC

Scoring codes used

Code	Description	Points
ARB	Arbitration Rule SI 16	Varies
ARBm	Arbitration - points limited to 50% difference between DNF	Varies
BFD	Black flag disqualification under rule 30.3	43
DNC	Did not come to the starting area	Varies
DNF	Started but did not finish	42
OCS	On course side at start or broke rule 30.1	Varies
RDG1:6	Redress - average points for races 1 to 10, except the race in question	Varies
RDG7:9	Redress - average points for races 1 to 9, except the race in question	Varies
RET	Retired	42

Sailwave Scoring Software 2.22.1
www.sailwave.com

worlds2016.techno293.org

worlds2016.techno293.org